

Rotring ArtPen and Platinum Carbon Pen A comparison when used with Carbon Black Ink



My favorite ink is waterproof Carbon Black Ink made by Platinum, a large Japanese pen company. Because it is pigmented rather than dye based, it might clog pens so they should be cleaned more frequently. For this reason, I had been using the Rotring ArtPen with the optional converter that makes it easy to clean. There is even a thread in this forum describing how the entire ArtPen can be disassembled for cleaning. <http://www.fountainpennetwork.com/forum/index.php?showtopic=28736>

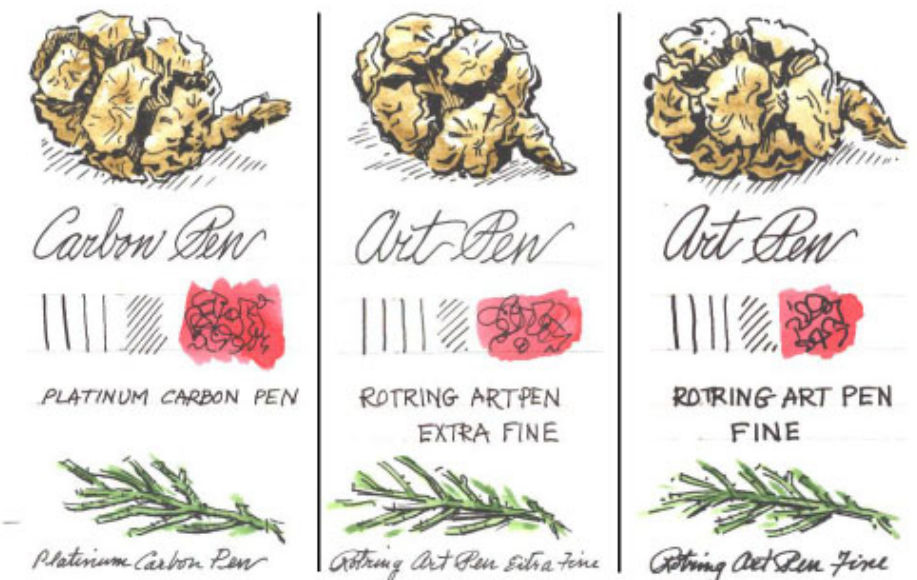
Actually, I've kept the ArtPen filled with the Carbon Ink for over a year and only flushed it with water once or twice. I do, however, make sure to write with the pen every few days so that the nib never dries out.

Platinum Carbon Ink is sometimes hard to find, and while recently searching for it on Ebay, I found the Platinum Carbon Pen that is made especially for the ink. I was delighted to learn it is regularly available in an Ebay store. I knew there was a specific pen for the ink because Russ Stutler had reviewed it on his site, www.sketching.ca, but I thought it was only available in Japan. The review said that, because of the pigmented carbon ink, the pen had been designed with a special channel a little large than usual. Of course I ordered a Carbon Pen along with more of my favorite ink and this post is the result of my having two pens compatible with the ink.

The two pens are very similar in size, in appearance, and in their capacity to use the pigmented ink with no worries about clogging. The Rotring ArtPen is designed for sketching and is very easy to clean. The Carbon Pen is designed specifically for use with Platinum Carbon Ink. They both have converters for filling and slip caps that fit tightly to keep the nibs from drying out between uses, and long slender barrels that provide a nice balance in the hand. The ArtPen offers a choice of an extra fine or a fine nib. The Carbon Pen has a recessed nib that is fine.



The illustration shows the different widths of lines made by the three nibs. They are all quite firm, but write very smoothly and can be turned upside down to get a finer line. The watercolor washes were added over the black lines to show the waterproof quality of the black ink.

5" wide x 3.5" high, AquaBee Super Deluxe Sketchbook 93 lb. paper, Platinum Carbon Black Ink, Pens used as noted, Winsor Newton watercolor wash.



You have downloaded one of our many FREE pdf
 Sketching Tip Sheets. To see and download more, go to our website at
<http://www.PenInkWatercolorSketching.com>

Download Free Drawing Tutorials, Sketching Tips, and Print and Fold Mini-Sketchbooks for My Face Sketchbook or
 A Sketch a Day, and our popular Practice Painting People tutorial for adding people to your landscapes.
 View pen, ink, and watercolor tips. **New!** Practice life drawing. Sketch sculptures from the Google Art Project
 as if they were live models in action poses on your Smartphone, Tablet, iPad, iPhone, or PC.



Tour the Classic Drawings Gallery, from
 cave paintings to comic strips.

View the eBooks,
A Guide to Pen, Ink, and Watercolor Wash Sketching.
 and
*Practice Sketching—
 Art Tutorial Sketchbook*

Come back often, we keep adding more.

