


Tip Sheet: How to mix the perfect brown Ink and waterproof black ink combination to make crisp lines with washes brushed out from the brown. For use with dip or fountain pens.



Get a big sheet of paper, four bottles of ink, one pipette for each of the four inks, a small brush, a dip pen, rinse water, and a jar lid for mixing. Use the pipettes to put four drops of brown, one drop of yellow, one drop of blue, and one drop of black in the lid. Use the brush to stir, to test the mix on the paper, and to put a drop or two of the combination on the dip pen nib. Draw lines with the dip pen and then fill the rinsed brush with water and pull a wash from the new pen lines to bring life and depth to your sketch.

If the wash is too red, adjust it by adding two drops of yellow and one of blue. Yellow and blue make the green that will grey the red. Test again and if it is still too pink, add another drop of yellow and another drop of blue. When you are satisfied with the hue of the mix, tally the drops to find the proportions for your own custom brown ink mix. Mine is four parts of brown and yellow, and three parts of blue to one part black.

I love working with this combination of a waterproof ink for crisp, indelible lines and a water-soluble ink for tinted washes. I don't know of anyone else who is trying it, but hope to hear about others who have experimented with it.

Drops of Brown 4+0+0 = 4 total	Drops of Yellow 1+2+1 = 4 total	Drops of Blue 1+1+1 = 3 total	Drops of Black 1+0+0 = 1 total
-----------------------------------	------------------------------------	----------------------------------	-----------------------------------

Platinum Carbon Black, a waterproof, pigmented ink imported from Japan, makes the crisp black lines in this mix. It is available from the eBay store, GreenMan508. Because it is pigmented, fountain pens should be cleaned regularly. I use it in many pens with no problem, but you may wish to be cautious and use it only in less expensive fountain pens or with dip pens.

The three water-soluble colored inks are Sheaffer Skrip Brown, Gold (a bright yellow), and Blue. Sheaffer Green can be substituted for the Gold and Blue. Skrip inks are water-based and colored with dyes. They are available on the net and in stationery stores. Search for "Platinum Carbon Ink" and plastic pipettes on Ebay.





www.PenInkWatercolorSketching.com

© 2008, *A Guide to Pen, Ink, and Watercolor Wash Sketching*

You have downloaded one of our many FREE pdf
 Sketching Tip Sheets. To see and download more, go to our website at
<http://www.PenInkWatercolorSketching.com>

Download Free Drawing Tutorials, Sketching Tips, and Print and Fold Mini-Sketchbooks for My Face Sketchbook or
 A Sketch a Day, and our popular Practice Painting People tutorial for adding people to your landscapes.
 View pen, ink, and watercolor tips. **New!** Practice life drawing. Sketch sculptures from the Google Art Project
 as if they were live models in action poses on your Smartphone, Tablet, iPad, iPhone, or PC.



Tour the Classic Drawings Gallery, from
 cave paintings to comic strips.

View the eBooks,
A Guide to Pen, Ink, and Watercolor Wash Sketching.
 and
*Practice Sketching—
 Art Tutorial Sketchbook*

Come back often, we keep adding more.

