



# Pen, Ink, and Watercolor Wash Sketching

[www.PenInkWatercolorSketching.com](http://www.PenInkWatercolorSketching.com)

## Exercise Sheets for Postcard Size Landscape Sketches


You can practice drawing some people and put the figures in your sketches.

Sketching from reference photos opens a new world of interesting subjects, and with digital photography and bright computer screens, you can do plein air sketching whenever you wish. Most photos are proportioned like most sketches and watercolors, leaving little opportunity for the artist to bring fresh composition to the scene. But not so with widescreen reference images; they provide a horizontal view similar to what our own eyes encompass, letting us choose one of several focal points and the composition that supports it.

These Exercise Sheets can be printed on any computer printer using either a good quality multipurpose paper or drawing paper that has been cut to 8.5" x 11" to fit the printer. When making sketches on the printed sheets, you can use the printed photo for reference. Alternatively, when viewing the PDF file in Acrobat Reader, you can sketch from the computer screen and use the magnifying glass on the toolbar to zoom into the photo and discover the smallest details. This is an especially helpful tool if you have chosen a distant figure as the focal point of your sketch.




At left is a quick plein air sketch made at the beach on a sunny fall day. My fountain pen had a mix of Noodler's Bulletproof black ink for crisp lines and Waterman water-soluble Havane ink for the tints. Washes were pulled from the black lines after they had dried. 6" x 4.5", AquaBee Super Deluxe Sketchbook with 80 lb. textured paper.



At right is a pen and ink drawing with a watercolor wash painted at home from photographs that were taken at the beach and are included for your reference in these sketching exercise sheets. 7.5" x 5.5", Platinum Carbon Black waterproof ink for lines, watercolor wash for tints, Strathmore Series 500, Aquarius II watercolor paper.



**Postcard Sketches:** Pretend the widescreen photo is your plein air view. Choose a small area with a focal point and sketch your own composition. Use pens, markers, or pencils when working on printer paper.





For your second sketch, work on drawing paper. Use pens, inks, new water brushes, or watercolors for wet media washes. Choose a different focal point and draw your second composition in the thumbnail at right. Then try various techniques for shapes, lines, and tones in your 6" x 4" postcard size sketch.




**[www.PenInkWatercolorSketching.com](http://www.PenInkWatercolorSketching.com)**

© 2008, *A Guide to Pen, Ink, and Watercolor Wash Sketching*

Because people are often in motion, many artists find it difficult to add them to their landscapes. Luckily, figures are stationary in photographs, so here is an opportunity to practice drawing some people in the spaces below. Draw them simply, with just a few strokes of the pen or brush, and then put the figures in your sketches or paintings. It's a sunny day, so remember to add the shadows at their feet.



**Postcard Sketches:** Pretend the widescreen photo is your plein air view. Choose a small area with a focal point and sketch your own composition. Use pens, markers, or pencils when working on printer paper.



For your second sketch, work on drawing paper. Use pens, inks, new water brushes, or watercolors for wet media washes. Choose a different focal point and draw your second composition in the thumbnail at right. Then try various techniques for shapes, lines, and tones in your 6" x 4" postcard size sketch.





**[www.PenInkWatercolorSketching.com](http://www.PenInkWatercolorSketching.com)**

© 2008, *A Guide to Pen, Ink, and Watercolor Wash Sketching*

You have downloaded one of our many FREE pdf  
 Sketching Tip Sheets. To see and download more, go to our website at  
<http://www.PenInkWatercolorSketching.com>

Download Free Drawing Tutorials, Sketching Tips, and Print and Fold Mini-Sketchbooks for My Face Sketchbook or  
 A Sketch a Day, and our popular Practice Painting People tutorial for adding people to your landscapes.  
 View pen, ink, and watercolor tips. **New!** Practice life drawing. Sketch sculptures from the Google Art Project  
 as if they were live models in action poses on your Smartphone, Tablet, iPad, iPhone, or PC.



Tour the Classic Drawings Gallery, from  
 cave paintings to comic strips.

View the eBooks,  
*A Guide to Pen, Ink, and Watercolor Wash Sketching.*  
 and  
*Practice Sketching—  
 Art Tutorial Sketchbook*

Come back often, we keep adding more.

